

# Netball and Hockey

## 2019



Welcome to our pre-season registration meeting for the 2019 hockey and netball season.

Please sign your child up using the correct form on the tables and pay your \$40 in the office area.

## Grade, Location, Date and Time

### Netball

Grade:  
Year 5/6

Location:  
Ngati Toa Domain  
Pascoe Ave, off Mana Esplanade

Dates:  
Coaches mtg - TBC  
Starts Sat 4 May

Time:  
Saturdays - 1pm - 4.30pm.

Training:  
To be specified by coach.

### Hockey

Grade:  
Year 5/6

Location:

Turf Year 5/6: Tawa College  
38 Duncan St, Tawa


Dates:  
Coaches mtg - TBC  
Start date 4 May  
No games school holidays or  
Queens Birthday Weekend

Time:  
Saturdays – 9am till 12pm.

Training:  
To be specified by coach.

## Expectations of children

- Children are expected to be available to play every week.
- Children will attend practises during school lunchtimes and/or after school.
- Children will show good sportsmanship when representing their school.
- No jewellery is to be worn during games. Taping over jewellery is not permitted. We suggest children don't get new piercings until after the season.
- No Long Pants for Netball





## Kids showing KURA in sport

- Be kind to their team mates and the players in the opposition
- Show unity by playing as part of the team.
- Show respect to their coaches and managers by listening and following instructions.
- Show respect to their teammates by giving them opportunities to succeed
- Show respect to the umpires or refs by accepting their decisions and playing to the whistle.
- Be gracious in victory and defeat
- Always play hard but fair for their team
- Have fun!

# Expectations of parents

- Support the team by helping out with transport, coaching, umpiring, managing, and duty days. This is a parent run operation. Without your support in coaching, managing and umpiring we will not be able to have as many teams.
- Pay the registration fee upfront.
- Do your best to ensure your child attends games and practises.
- Check the website when unsure of game times.
- Keep the coach and manager informed when a child will be absent from games.
- Show KURA on the side lines.
- If you have any issues, concerns or questions contact either your team manager or **Miranda** [miranda.mcmahon@titahibay.school.nz](mailto:miranda.mcmahon@titahibay.school.nz)



## The role of a coach

- Run practises once a week.
  - Attend each game.
- Motivate your players.
- Become familiar with the rules of the game as well as skills that are required to play. This year we will be providing coaches with coaching manuals to support you. The manual will have rules of the game, skills, drills and ideas for games that can be played during trainings.
- Get to know your team and parents to ensure positive relationships are formed.
  - Be available for your parents to contact you via cell phone and email.
- Ensure all players are getting a fair amount of game time and positional play. In Netball there are specific rules around this.
  - Look after team gear and take it to practises and games.
- Attend our school-run coaches and managers evening on **MONDAY 8 APRIL 6pm**
- Netball coaches: Attend the coaching/umpiring course provided by Ngati Toa Netball. Tuesday 9th April at 7.30pm
- Hockey coaches: attend the information night run by Kiwi Hockey. The date for these have not been specified yet.

## Parents showing KURA in sport Kindness, Unity, Respect and Achievement

Be supportive and encouraging to the children, not only in your team but the opposing team also.


Help the team and school by volunteering for duties such as umpiring and time keeping.  
Ensuring your child is at their games and practises on time.

Support the coach and manager:  
If you have issues with decisions or actions made by your team management or the management of opposing teams your first action should be to contact either your team manager or myself. Be mindful of the language you use to the players, opposition, team parents, managers and coaches as well as the parents, managers and coaches from other teams

Remember that you're representing our school on the side lines.  
Remember that they are just kids.  
We hope that you can model positive behaviour as a supporter.

**Your behaviour and attitude on the side line directly affects the behaviour and attitude of the children on the field.**

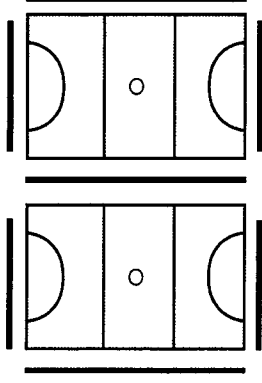
## The role of a manager



- Attend practises and games
- Maintain correspondence with team, notifying parents of game times, important information and possible game changes or cancellations. This can be done via text messages.
- Checking the website throughout the week for changes in game times or cancellations.
- Organise an umpire/ref each week with the parents in your team. If one can not be provided it is your responsibility to book one through [ngatitounmpires@gmail.com](mailto:ngatitounmpires@gmail.com) by the Wednesday before the game. This booking will cost your team \$15 which needs to be paid on game day.
- Communicate directly with me about any issues relating to the team or games played. This may be a complaint, concern or question.
- Text or email in your game result to the school cell phone before the following Monday in order for the results to be posted in the newsletter. Get into the habit of doing this so we don't need to be following you up.  
- Text to 0277570272 or email [ledene.rooch@titahibay.school.nz](mailto:ledene.rooch@titahibay.school.nz)
- Hockey managers: attend the information night run by Kiwi Hockey. The date for this has not been specified yet.

# Netball – things you need to know

- <http://www.sportsground.co.nz/ngatitoanetball>
- Payment – \$40. This is a \$25 cost that covers registration and end of year prize giving plus a \$15 refundable uniform deposit. All money must be paid directly to the office. If not tonight then tomorrow (unless you've organised with Janelle).
- The school will provide a uniform which needs to be returned at the end of the season. Boys will be given a top and shorts. Children will be expected to wear appropriate footwear. Returning uniforms at the end of the season will be handed in directly to the office. No money or uniform returns will be handled by Janelle.
- Umpiring: Each team is expected to provide an umpire for each game. The umpire must attend one of the two coaching/umpiring courses provided by Ngati Toa Netball. If a team can not provide an umpire they must collectively pay the \$15 fee for Ngati Toa Netball to provide one for you. Coaches and managers are not there to umpire.
- A team may now only have up to three boys on the court at a time. This is a change from the previous rule where teams could play up to 6 boys at a time. Each boy must be in a different third to any other male team mate. This follows the Wellington guidelines.
- As yet I don't have information regarding school holiday and public holiday weekends but we usually only play the first weekend of the holidays and not on Queens' Birthday.
- Any grants or fundraising initiatives must go through Miranda.
- Supporters must stand along the outside edge of the courts (as illustrated in the diagram to the right). This will ensure umpires, Coaches and managers have enough room between courts and along each base to do their job.



## NETBALL Couple of Updates

- - The area between court 1 and the fence line is now coned off as well as between court 1 and 2 for supporters. Umpire, scorer and coach only can be inside this area. Please make sure your supporters are aware of this change regarding coned off area.
- -Any school that doesn't turn up for timekeeping will be fined \$100.
- - Injured/late players may take the court at next stop of play but MUST report to their umpire first.
- Also attached instructions for players/coaches/supporters etc to download the "sporty nz" app. If you can get everyone to opt in on the web page and download this app they will receive all notifications re cancellations etc (this will be instead of facebook notification)

# NETBALL UMPIRING SESSION

## CHARGE FOR UMPIRES

- Each Team Must Provide an Umpire
- \$15 a game
- One can be provided for you (Can opt for the same one all season)
- How your team deals with this is up to you

## EVERY UMPIRE MUST DO THE COURSE

- Tuesday 9th April at 7.30pm at Kapi Mana Netball. This will be a practical session and a theory session going over all the rules.
- The umpiring session is compulsory and if they are umpiring this season they must attend.
- Bring your own whistle and appropriate footwear to umpire.

## MOBILE APP for NETBALL

- Mobile App
- Instructions to download the Sporty app
- Go to the App Store or Google Play
- Search for "Sporty NZ" download the app for free and OPEN
- Click into the app and search for your organisation – Ngati toa netball
- Each time you click back into the app you will be taken to your organisation.
- App home page icons
  - Website
  - This displays the organisations Sporty website
  - News
  - This icon is present: If there are news articles on the website, by default, all news articles are displayed. There is a "visible for mobile" checkbox in the settings for each news article. Unlick this checkbox if you do not wish a news articles to be displayed on the app.
  - Gallery
  - This displays the gallery page from the website.
  - Notices
  - If the org is using the Notices widget on either their main website or any subites, then this icon will display on the App home screen. click on the icon that are sent will be received by the user as push notifications. To send your notice, click into the settings cog of the Notices widget and The user is able to select which notices they wish to have included via the 'Notice Settings' area. In the example below the user has opted in to receive notices from the main club site as well as the Premier 1 team sub-site.
  - Contact
  - This displays the contact details for the organisation as set in the Admin Settings area of the website. It includes a map if a physical address exists.
  - Settings
  - This gives the user the ability to change the org their app is set to, or to add another org. It also lets the user set which Notices they wish to receive as push notifications.

# Hockey – things you need to know

- <http://www.freewebs.com/kiwi/hockey/>
- Payment - \$40. This is a \$25 cost for registration and end of year prize giving plus a \$15 refundable uniform deposit.
- Sticks will be provided (to those who need it). This must be returned at the end of the season with the uniform in order to claim your deposit. The school will provide a school shirt which needs to be returned at the end of the season. Returning uniforms at the end of the season will be handed in directly to the office. No money or uniform returns will be handled by Janelle.
- Children will need to buy their own mouth guard, shin guards and socks (that cover shin guards). They are also required to wear suitable shoes appropriate for a slippery grass surface. Depending on numbers shorts may be provided. Children playing on turf can only wear soft soled shoes (no spikes, rugby or football boots).
- Umpiring: Each team is expected to provide an umpire for at least half of the games they play. The umpiring is decided upon before the game between the two teams. This should not be the coach or manager.
- Each school will have to do at least one duty at Linden. They will be required to set up the fields and packing up at the end of the day. You will be notified beforehand.
- Any grants or fundraising initiatives must go through school

## QUESTIONS?

- If you want your child to play 2 sports you must put your hand up to coach or manager at least one team

## KIWI HOCKEY RULES

The Aim of this competition is to introduce players to a more structured form of Hockey with sidelines, goal circles and stricter enforcement of rules.  
Players should spend out using the whole field and develop the passing game

### RULES

- Games must start on time
- 15 minutes each way, 5 mins half time
- Turf 6's is Year 4-6 ONLY no older players should be playing it. Only stronger year 4's should be playing it
- Goals can only be scored within 10m of the goal at Aotea. Tawa turf use the tennis serving square as the blue circle is too small.
- No lifting of the ball
- No back of stick allowed
- No deliberate feet or kicking allowed, other feet at discretion of referee if it unduly influences the game
- No kicking, fallback or goalie
- If a certain goal is stopped by a foot a penalty hit is to be taken at a spot 5 metres out from the goal. There is only one defender and one hitter. The ball can be hit or pushed and similar rules to a penalty stroke should be observed
- Use sidelines for out
- Play long corners instead of penalty corners
- Free hits, opposition team to be at least 3 metres away
- Minn ball to be used (120gms) This is usually marked 'minn' and is lighter than a standard 11 a side ball
- All players must be in a team uniform
  - Substitutes can be made at any stage
- No peaked caps
- MOUTHGUARDS AND SHINPADS must be worn by all players
- Play divided into 2 halves, teams should change ends after half time
- If game is very uneven, coaches/ referees are expected to modify the game to even it up. The emphasis is on ensuring all players enjoy the game
- NB NO GEM OR SHOELIES ARE ALLOWED ON THE TURF

## CONTACTS

### HOCKEY

[www.tawajuniorhockey.com](http://www.tawajuniorhockey.com) (Kiwi Hockey)

### NETBALL

WEBSITE: [www.sporty.co.nz/ngatitoanetball](http://www.sporty.co.nz/ngatitoanetball)

### FACEBOOK:

[www.facebook.com/groups/1520861241259826](https://www.facebook.com/groups/1520861241259826)

If you have any questions or concerns before or during the season please don't hesitate to contact me directly at the email address below.

[miranda.mcmahon@titahibay.school.nz](mailto:miranda.mcmahon@titahibay.school.nz)